

KNOCK-OUT

2x $\phi 25/\phi 32+\phi 16$


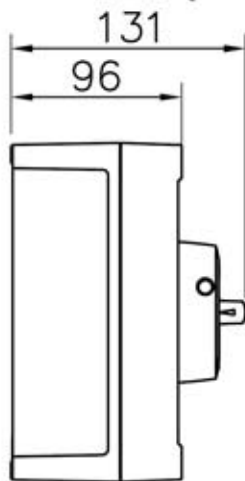
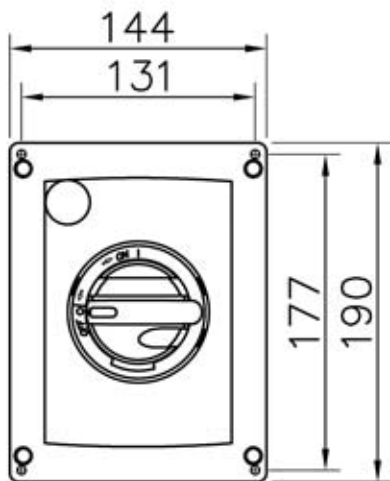
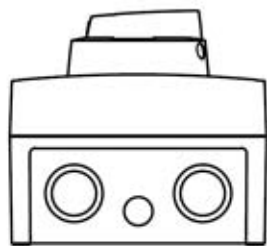
upptill och nertill

och $\phi 25$ i botten

Förskruvning

2xM32L EMC $\phi(15-21)$

1xM16 $\phi(5-10)$



Hjälpkontakt, 1 växlande

Anslutningar, Cu 2.5-35mm²

PE, Cu 2.5-35mm²